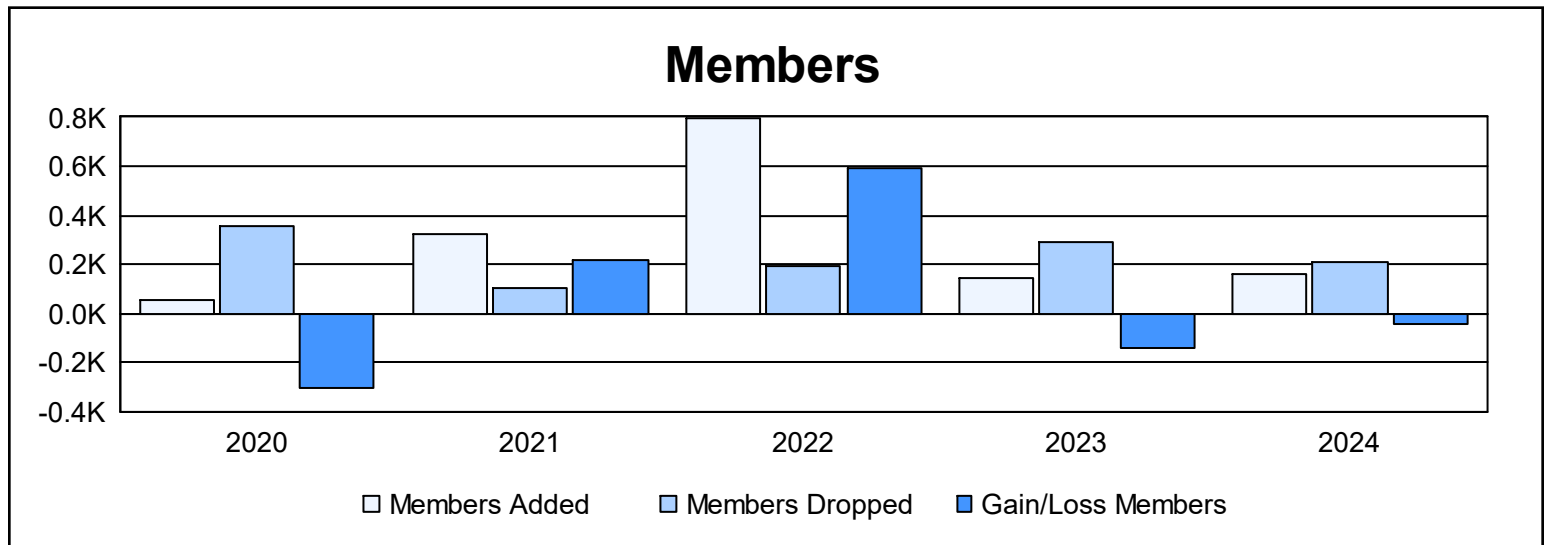
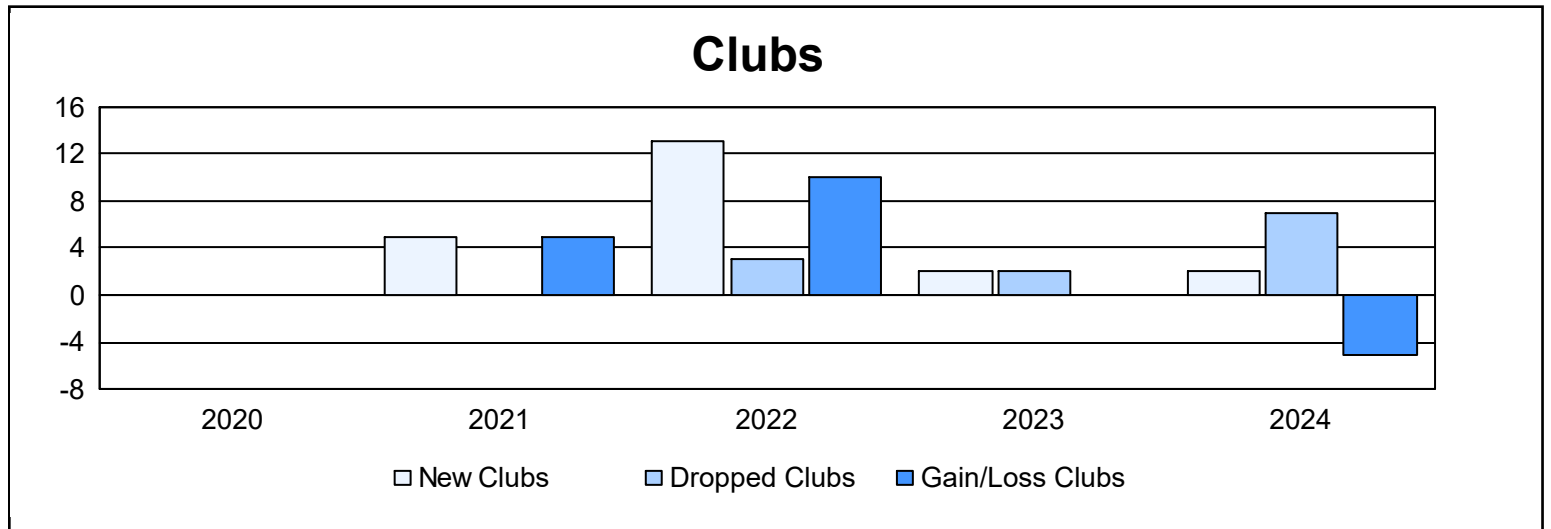
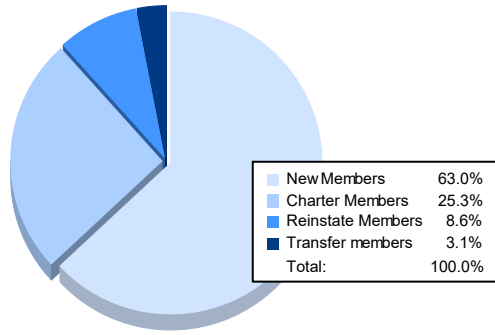


Year	New Clubs	Dropped Clubs	Gain/ Loss Clubs	New Members	Charter Members	Reinstate Members	Transfer Members	Total Member Added	Total Members Dropped	Gain/ Loss Members
2019-2020	0	0	0	27	16	8	1	52	358	-306
2020-2021	5	0	5	148	135	10	32	325	106	219
2021-2022	13	3	10	235	509	12	37	793	197	596
2022-2023	2	2	0	59	65	10	14	148	290	-142
2023-2024	2	7	-5	102	41	14	5	162	207	-45
<b>Average</b>	<b>4</b>	<b>2</b>	<b>2</b>	<b>114</b>	<b>153</b>	<b>11</b>	<b>18</b>	<b>296</b>	<b>232</b>	<b>64</b>



### Membership Composition June 2024 Cumulative



### Gender Composition June 2024 Cumulative

